



OPS-WHT-15951UF

**SPECIFICATION DATA SHEET**

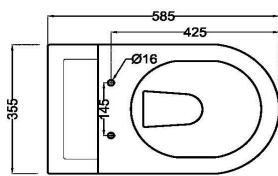
**PRODUCT DETAILS**

<b>Manufacturer :</b>	Jaquar	<b>Type:</b>	Wall hung WC (water closet)
<b>Range</b>	Opal	<b>Flush valves</b>	Regular, Dual & I Flush advantages
<b>Colour:</b>	White	<b>Material:</b>	Ceramic - Vitreous China
<b>Outlet</b>	Vertical	<b>BOM doc.NO.</b>	
<b>Technical Details:</b>	Internal diameter of inlet hole $\varnothing 58 +2 -1$ mm External diameter of outlet hole $\varnothing 100 +5 -2$ mm		

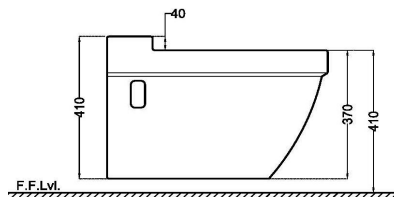
**ARTICLE NAME: WALL HUNG WC**



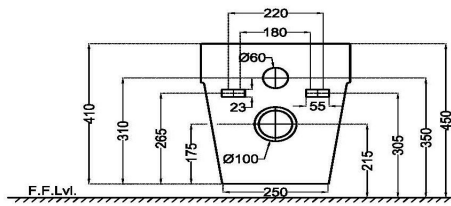
**TECHNICAL DIMENSIONS**



TOP VIEW



SIDE VIEW



BACK VIEW

ALL DIMENSIONS ARE IN MM.  
(TOLERANCE  $\pm 5$  MM)

**PRODUCT DIMENSIONS**

Length (mm)	Width (mm)	Height (mm)	Net weight (kg)
355	585	410	30.5

**USP**

Box rim with heavy duty seat cover, deep sump for efficient flushing, Anti germ glaze

**ACCESSORIES PROVIDED**

UF Soft Close Seat cover	OPS-WHT-15103UF
Inlet & Outlet gasket	ZPS-WHT-GK01
Side cap	ZPS-WHT-SC01

**ACCESSORIES RECOMMENDED**

Rag bolt	ZPS-MST-RB07
Concealed cistern model no	JCS-WHT-2400S,2400FS,2400WS



**CARE AND CLEANING GUIDELINES**

- ★ Vitreous china sanitary ware products are fragile in nature and need to be handled with care (to avoid personal injury) at all times during its storage, handling, installation and use thereafter.
- ★ The product is heavy and it is recommended that two persons hold it while it is being fixed.
- ★ Carefully inspect the new product for damage before installation.
- ★ Risk of product damage. Over tightening may cause breakage or chipping of vitreous china.
- ★ Risk of external leakage. Do not lift or rock the bowl after placement.
- ★ Always test your cleaning solution on an inconspicuous area on the product before applying it to the entire surface.
- ★ Do not allow cleaners to sit or soak on the product.
- ★ Use a soft, dampened sponge or cloth to clean. Never use abrasive material like a bristle brush or scouring pad.
- ★ Wipe surfaces clean and rinse completely with water immediately after applying cleaners.
- ★ Clean Chrome, stainless steel surfaces once a week. Do not use cleaners containing chloride on chrome, stainless steel. If used, rinse the surface immediately to prevent corrosion.
- ★ Wherever chrome plating is used on the products, use only warm water to clean and then dry with a soft cloth.

**CERTIFICATION**

Compliance : IS 2556.2:2004, IS 2556.1:1994 , EN 997 :2012+A1/CE

All technical dimensions are in accordance to British standards, Bureau of Indian Standards



**PACKAGING DETAIL**

Length (mm)	Width (mm)	Height (mm)	Gross Weight(kg)
615	400	480	34.65

**LOADING PALLET DETAIL**

Length (mm)	Width (mm)	Height (mm)	No of pieces on pallet
1140	1140	2285	16



Prepared By Designer Date	Controlled By Quality control	Verified By Product Manager	Approved By Sanitaryware Head
Revision/Version	1	Plotter Updated on	Month 22-Aug Year 2019