



KUS-WHT-35601

**SPECIFICATION DATA SHEET**

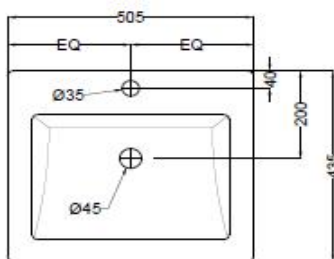
**PRODUCT DETAILS**

<b>Manufacturer :</b>	Jaquar	<b>Type:</b>	Counter top basin
<b>Range</b>	Kubix	<b>Colour:</b>	White
<b>Outlet</b>	Horizontal	<b>Material:</b>	Ceramic - Vitreous China
<b>Technical Details:</b>	ID of waste outlet hole 45 $\varnothing$ +2 -1 mm	<b>BOM doc.NO.</b>	JSW/12/2017/0011
	Diameter of Tap hole 35 +2-1 mm		
	Horizontal distance between the centre line of the tap hole and the centre line of the waste outlet hole $\leq$ 160 mm		

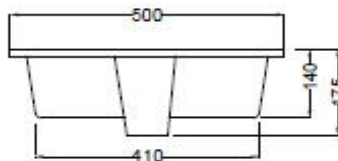
**ARTICLE NAME: COUNTER TOP BASIN**



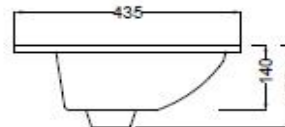
**TECHNICAL DIMENSIONS**



TOP VIEW



BACK VIEW



SIDE VIEW

ALL DIMENSIONS ARE IN MM.  
(TOLERANCE  $\pm$  5 MM)

**PRODUCT DIMENSIONS**

Length (mm)	Width (mm)	Height (mm)	Net weight (kg)	USP
505	435	175	10.3	Rectangular counter top with tap hole and over flow hole cap, Anti germ glaze

**ACCESSORIES PROVIDED**

Overflow hole Cap	ZPS-WHT-9012
-------------------	--------------

**CARE AND CLEANING GUIDELINES**

- ★ Vitreous china sanitary ware products are fragile in nature and need to be handled with care (to avoid personal injury) at all times during its storage, handling, installation and use thereafter.
- ★ The product is heavy and it is recommended that two persons hold it while it is being fixed.
- ★ Carefully inspect the new product for damage before installation.
- ★ Risk of product damage. Over tightening may cause breakage or chipping of vitreous china.
- ★ Risk of external leakage. Do not lift or rock the bowl after placement.
- ★ Always test your cleaning solution on an inconspicuous area on the product before applying it to the entire surface.
- ★ Do not allow cleaners to sit or soak on the product.
- ★ Use a soft, dampened sponge or cloth to clean. Never use abrasive material like a bristle brush or scouring pad.
- ★ Wipe surfaces clean and rinse completely with water immediately after applying cleaners.
- ★ Clean Chrome, stainless steel surfaces once a week. Do not use cleaners containing chloride on chrome, stainless steel. If used, rinse the surface immediately to prevent corrosion.
- ★ Wherever chrome plating is used on the products, use only warm water to clean and then dry with a soft cloth.

**CERTIFICATION**

Compliance : IS 2556.4:2004, IS 2556.1:1994, BS EN 14688 :2015  
All technical dimensions are in accordance to British standards, Bureau of Indian Standards

**PACKAGING DETAIL**

Length (mm)	Width (mm)	Height (mm)	Gross Weight(kg)	LOADING PALLET DETAIL
Length (mm)	Width (mm)	Height (mm)	no of pieces on pallet	
535	480	200	11.15	1140 1140 2285 52



Prepared By Designer Date	Controlled By Quality control	Verified By Product Manager	Approved By Sanitaryware Head
Revision/Version 1		Plotter Updated on Month 10-Jul	Year 2018