

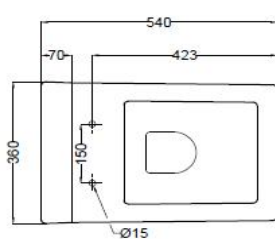
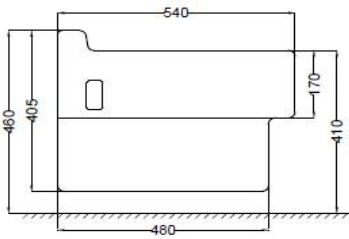
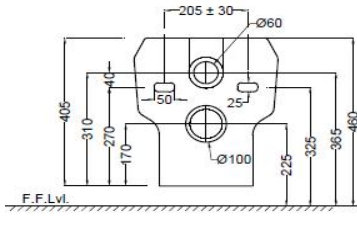




		FNS-WHT-40951					
SPECIFICATION DATA SHEET							
PRODUCT DETAILS							
Manufacturer :	Jaquar	Type:	Wall hung WC (water closet)				
Range	Fonte	Flush valves	Regular, Dual & I Flush advantages				
Colour:	White	Material:	Ceramic - Vitreous China				
Outlet	Vertical	BOM doc.NO.	JSW/01/2018/0081				
Technical Details:	Internal diameter of inlet hole $\varnothing 58 +2 -1$ mm						
	External diameter of outlet hole $\varnothing 100 +5 -2$ mm						
ARTICLE NAME: WALL HUNG WC							
							
TECHNICAL DIMENSIONS							
							
TOP VIEW		SIDE VIEW					
							
		BACK VIEW					
ALL DIMENSIONS ARE IN MM. (TOLERANCE ± 5 MM)							
PRODUCT DIMENSIONS		USP					
Length (mm)	Width (mm)	Height (mm)	Net weight (kg)				
360	540	405	29.90				
Box rim step finish in design ,Anti germ glaze							
ACCESSORIES PROVIDED							
UF Soft Close Seat cover		FNS-WHT-40101UF					
Inlet & Outlet gasket		ZPS-WHT-GK01					
Side cap		ZPS-WHT-SC01					
ACCESSORIES RECOMMENDED							
Rag bolt		ZPS-SNS-RB01 & ZPS-MST-RB02					
Concealed cistern model no		JCS-WHT-2400S,2400FS,2400WS					
							
CARE AND CLEANING GUIDELINES							
<p>★ Vitreous china sanitary ware products are fragile in nature and need to be handled with care (to avoid personal injury) at all times during its storage, handling, installation and use thereafter.</p> <p>★ The product is heavy and it is recommended that two persons hold it while it is being fixed.</p> <p>★ Carefully inspect the new product for damage before installation.</p> <p>★ Risk of product damage. Over tightening may cause breakage or chipping of vitreous china.</p> <p>★ Risk of external leakage. Do not lift or rock the bowl after placement.</p> <p>★ Always test your cleaning solution on an inconspicuous area on the product before applying it to the entire surface.</p> <p>★ Do not allow cleaners to sit or soak on the product.</p> <p>★ Use a soft, dampened sponge or cloth to clean. Never use abrasive material like a bristle brush or scouring pad.</p> <p>★ Wipe surfaces clean and rinse completely with water immediately after applying cleaners.</p> <p>★ Clean Chrome, stainless steel surfaces once a week. Do not use cleaners containing chloride on chrome, stainless steel. If used, rinse the surface immediately to prevent corrosion.</p> <p>★ Wherever chrome plating is used on the products, use only warm water to clean and then dry with a soft cloth.</p>							
CERTIFICATION							
Compliance : IS 2556.2:2004/IS 2556.1:1994 EN 997 :2012+A1							
All technical dimensions are in accordance to British standards, Bureau of Indian Standards							
PACKAGING DETAIL		LOADING PALLET DETAIL					
Length (mm)	Width (mm)	Height (mm)	Gross Weight(kg)	Length (mm)	Width (mm)	Height (mm)	No of pieces on pallet
530	215	220	32.75	1140	1140	2285	16
							
Prepared By Designer Date		Controlled By Quality control		Verified By Product Manager		Approved By Sanitaryware Head	
Revision/Version		1		Plotter Updated on		Month	
						09-Jul	
						Year	
						2018	